


County Level Resources for Maternal Health Data

Illinois Maternal Health Task Force Data Use Series

05/30/2024



Welcome!

This presentation was coordinated by the Illinois Maternal Health Task Force-Data to Action Committee and is intended to help maternal health partners learn how to access and use county-level data resources that include maternal health indicators.

Please use the chat function to ask questions as they come up; questions will be addressed at the end of the presentation.

This presentation is being recorded.

Outline

- Data Resource #1: Illinois Public Health Community Map and the Hospital Report Card
- Data Resource #2: HRSA Maternal and Infant Health Mapping Tool
- Data Resource #3: County Health Rankings
- Data Resource #4: I PROMOTE-IL County Profiles
- Data Resource Comparison
- Q & A



For each data resource, we will cover:

Purpose

Owner or
Administrator

Most recent
data available

How to access

Indicators and
data sources

Live tutorial

Speakers



Anh-Thu Runez, MPH



Caitlin Meyer Krause, MPH





Abby Holicky, MPH



Illinois Public Health Community Map and Hospital Report Card

Illinois Department of Public Health





Illinois Hospital Report Card and Illinois Public Health Community Map Overview and Demonstration

May 30, 2024

Presented by Anh-Thu Runez

Division of Patient Safety and Quality

Two complementary websites :

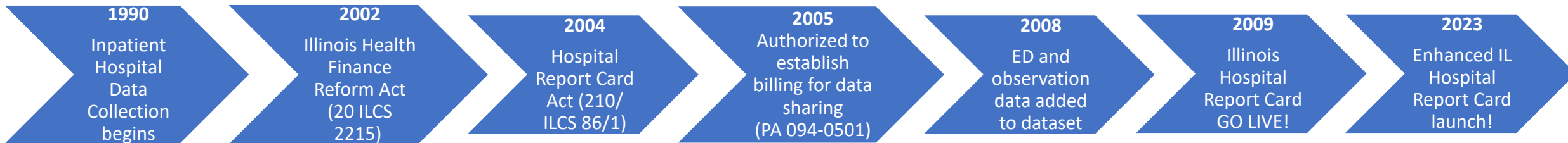
1. Illinois Hospital Report Card: Facility level reporting
2. Illinois Public Community Map: Community-based data

<https://www.healthcarereportcard.illinois.gov/>

<https://healthcarereportcard.illinois.gov/map>

Purpose

- Empower consumers in their healthcare decision-making
- Promote healthcare quality



<https://www.healthcarereportcard.illinois.gov/>

Enhanced IL Hospital Report Card Launched!!

The “Enhanced” Hospital Report card went LIVE on September 27th, 2023



NEWS RELEASE

FOR IMMEDIATE RELEASE

October 3, 2023

CONTACT:

James.Leach@illinois.gov

Michael.Claffey@illinois.gov

IDPH Launches Enhanced Hospital Report Card

Website also includes updated Public Health Community Map with essential county-by-county health information

SPRINGFIELD – The Illinois Department of Public Health (IDPH) has launched a redesigned and enhanced Illinois Hospital Report Card website, with patient safety and quality of care information presented in a more user-friendly format. The same website, <https://www.healthcarereportcard.illinois.gov>, also includes an updated Illinois Public Health Community Map, with county-level information on health outcomes and access to care across Illinois.

Hospital Report Card (individual hospitals)

- Total 250 measures
 - MCH Measures
 - Pediatric Quality
 - Maternal Safety and Utilization
 - Breast Feeding
- **Community Map** – Total 275 measures
 - MCH Measures
 - Low Birth Weight
 - Breastfed in Delivery Hospital
 - Prenatal Care
 - Preterm Birth
 - Smoking During Pregnancy
 - Teen Birth Rate

- **Since September 2023** there have been
 - ~6.5k new users / month
 - 47,844 unique users
 - 148,169 page views (3.1 / user)
 - 795 downloads
- Top viewed pages/categories
 - Hospital and ASTC individual pages
 - Facility Comparison
 - County
 - [Community Map](#)

IL Hospital Report Card and IL Public Health Community Card Sites Demonstration

<https://www.healthcarereportcard.illinois.gov/>

<https://healthcarereportcard.illinois.gov/map>



Illinois Public Health Community Map



Illinois Public Health Community Map

Select a category

Breastfed in Delivery Hospital

Select a measure

Percentage of live births that were breastfed

Search for counties

Search for zipcodes within Cook County



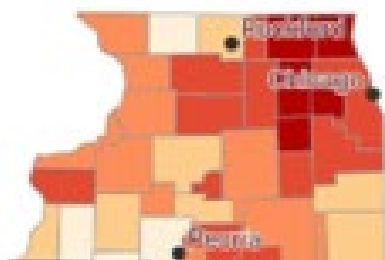
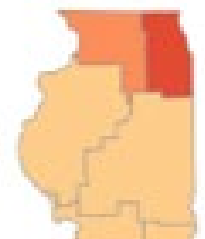
About This Measure

The three-year average percentage of live births with any breastfeeding (either exclusively or mixed breast/formula feeding) during the delivery hospitalization. Births that were missing infant feeding status on the birth certificate were excluded. Births occurring out-of-state to Illinois residents are included in the analysis. (All races)

Reporting date range: 2019-01-01 - 2021-12-31

Statewide:
82.2%

Click a region to zoom in



ILLINOIS DEMOGRAPHICS

Age Breakdown

Median Household Income

Overview – IL Public Health Community Map Updates

Illinois Public Health Community Map Updates

- Data updates are scheduled in **April** and **October**
- Data has been updated through **2022** for April reporting
 - Except measures where data is not yet available
 - Early fall 2024 will be updated through 2023 for hospital discharge data
 - Some data sources not avail

<https://healthcarereportcard.illinois.gov/map>

- ✓ “Enhance” the Community Map website
 - Tentatively slated for 2025
- ✓ Continue review/update of measures
 - What are we missing that may be important to you?
(Let us know...)


THANK YOU!!!

If you have any questions, feedback, or comments, please email the Hospital Report Card (HRC) team at:

DPH.HRCComments@Illinois.gov


Maternal and Infant Health Mapping Tool

*Health Resources and Services
Administration (HRSA)*




Overview

- Mapping tool focused on county-level data to help visualize factors affecting maternal and infant health
- Used for understanding the county's needs and for targeting resources
- Ability to download PDF report
- National resource
 - Provides county-level data only
 - Can be filtered by HRSA region or state
 - No comparison to state or national data



Additional Information Available

- NCHS urban-rural classification included with all reports
- Health Resources such as # hospitals with obstetric care and the family medicine provider rate
- Demographic Characteristics
- Geographic Areas



Data Details

- Most health indicator data are from 2017-2019, combined
 - In August 2024, data will be updated to 2020-2022 and many statewide rates will also be added
- Ability to upload your own data via ArcGIS Web Service or CSV file



Example Indicators

What's included?



Infant

- Low Birth Weight
- Preterm Birth
- Infant Mortality Rate
- Infant Health Equity:
 - Black-White Infant Mortality Ratio
 - Deaths due to Disparity – Black Infants



Mother

- Breastfeeding Initiation
- Pre-pregnancy Diabetes & Hypertension
- Prenatal Care in the 1st Trimester
- Smoking during pregnancy
- Cesarean Delivery


Live Tutorial

<https://mchb.hrsa.gov/data-research/mapping-tool>



County Health Rankings

*University of Wisconsin, Population
Health Institute*



Overview

- Interactive tool which draws attention to why there are differences in health within and across communities
- Provides data on a wide range of factors known to impact health and equity
- National resource
 - Provides county, state and national data
 - Easy to compare your county to the state average as well as the national average
 - Also has a customizable comparator tool



Included information


For each county:

- Brief demographic summary
- Snapshot that includes
 - Health outcomes (length of life, quality of life, mortality)
 - Health factors (behaviors, clinical care, socio and economic, physical environment)



Data Details

- County profiles are updated annually with most current data available
 - 2024 profiles contain data from 2021-2022
- Provides trend data on select indicators



Maternal and Infant Health Indicators

- Low birthweight
- Infant mortality
- Teen births




Live Tutorial

<https://www.countyhealthrankings.org/>



County Profiles

I PROMOTE-IL, University of Illinois at Chicago



Overview

- Launched in September 2021 as part of the Maternal Health Innovation Program (I PROMOTE-IL) to increase access to data
- I PROMOTE-IL worked with partners to select relevant and reliable indicators
- Designed to be different from other resources in that all information for a particular county is available on one page



Data Details

- County profiles have been updated twice with the most current data available at the time of the update
 - V2 in June 2024 – most indicators are from 2018-2022
 - A few more indicators will be added in August 2024
 - V1 in September 2021 – most indicators are from 2015-2020
 - *Data will no longer available once the V2 update is complete*



Maternal and Infant Health Indicators

Includes many of the indicators available in other sources

Unique to this resource:

- Demographic information for women of reproductive age
- Overall birth rate
- Mental health, substance use and severe maternal morbidity at delivery
- Annual check up for women



Live Tutorial

<https://ipromoteil.org/county-data/>



Data Resource Comparison



Factor	IDPH Community Health Map	HRSA Maternal and Infant Mapping Tool	County Health Rankings	I PROMOTE-IL Maternal Health Profiles
Availability of Maternal Health Indicators	Medium	High	Low	High
Latest data available	2019-2021	2017-2019 <i>2020-2022 coming soon</i>	2021-2022	<i>2015-2020</i> <i>2018-2022 coming soon</i>
Ability to export	Excel spreadsheet	Excel spreadsheet of indicator by county; image of map	Excel spreadsheet of indicator by county; image of trend line	No – but coming soon
Ability to stratify	Yes- by race/ethnicity for Hispanic, Non-Hispanic Black and Non-Hispanic White groups	No	Yes- for some indicators	No
Ability to compare between counties	Yes	Yes	Yes	Not directly
Ability to compare to state and national	Yes to state	No- state values are being added soon	Yes to state and national	Yes to state

Overlap between Resources

Many of the resources highlighted today include the same or very similar data.

Some were used to build others



County Level Reporting




Considerations

The ability to report data at the county-level is limited by small counts which affect anonymity and stability of the estimates

- This is especially true for rare events or for rural counties with low population

To be able to provide estimates:

- Several years of data may be combined (e.g. three-year average)
- The data may be smoothed or adjusted using statistical modeling to provide more stable estimates




Varies by Data Owners

Many organizations have data suppression rules which limit their ability to report data publicly

Data owners may also choose not to report on an indicator unless they can provide stable estimates for all counties in that jurisdiction



Q & A



To Ask a Question

Chat

Use the chat function to type in your question for the presenters

Raise Your Hand To Ask Your Question Verbally

Click on reactions → raise your hand

Once called upon, unmute your line and ask your questions



Thank you!